

# CRETA



# Exterior



N Line Exclusive Grille / N Line Exclusive Front Bumper



18" N Line Exclusive Alloy Wheels



Sequential Turn Signal



LED Rear Combi Lamp



LED Daytime Running Light





N Line Exclusive Dashboard

## No challenge can stop you.


Dengan desain interior bernuansa *sporty* dan modern, dilengkapi fitur canggih seperti Panoramic Integrated Display, BOSE Audio dan Ventilated Seat, jadikan setiap perjalanammu semakin nyaman untuk meraih setiap misi.



Panoramic Integrated Display



Panoramic Sunroof



BOSE™ Premium Sound System

# Performance



7-Speed Dual Clutch Transmission

Drive Mode Select

## Engine type (Smartstream Gasoline)

### 1.5T Turbo GDi Engine\*

Gasoline Direct Injection

Maximum Power  
**160 PS**  
/5.500 rpm

Maximum Torque  
**253 Nm**  
/1.500-3.500 rpm

### 1.5 MPi Engine

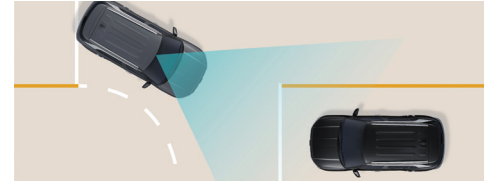
Multi Point Injection

Maximum Power  
**115 PS**  
/6.300 rpm

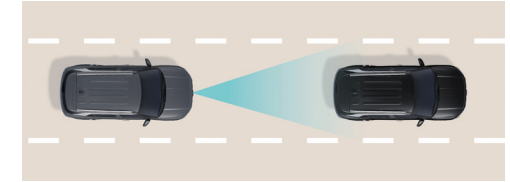
Maximum Torque  
**143,8 Nm**  
/4.300 rpm

\*New CRETA N Line Turbo

# Hyundai SmartSense



Forward Collision-avoidance Assist with Junction Turning (FCA-JT)\*



Smart Cruise Control with Stop & Go (SCC w/ S&G)\*



Rear Cross-traffic Collision-avoidance Assist (RCCA)\*



Blind View Monitor (BVM)\*\*

\*Fitur berfungsi sebagai sistem pendukung. Pengemudi harus tetap fokus dan berhati-hati selama berkendara.

\*Trim N Line & trim Prime.

\*\*Trim N Line

## Bluelink® Connect with Your Car.



Platform yang memudahkan pengecekan informasi penting tentang mobil Anda. Terhubung dengan Call Center Hyundai 7 x 24 jam untuk berikan Anda bantuan serta dilengkapi dengan OTA (Over The Air) yang memudahkan update software infotainment system dan navigasi kapan pun dan dimana pun.



### Safety

Sistem keselamatan yang intuitif, membantu melindungi Anda dalam kondisi darurat.



### Alert Services

Melindungi mobil saat jauh dari pengawasan dengan mengirimkan peringatan melalui aplikasi.



### Vehicle Management

Notifikasi terintegrasi tentang perawatan mobil agar selalu dalam kondisi terbaik.



### Remote Vehicle Control

Praktis mengontrol mobil melalui *smartphone*, seperti mengatur suhu kabin serta membuka dan menutup kunci pintu.

# Be Unstoppable

Bersama New CRETA, tak ada yang bisa hentikanmu meraih ambisi. Dengan performa lebih bertenaga dan eksterior dinamis, memberikan pengalaman berkendara yang tak terbatas.



## No limits can stop you with the turbo performance.

Performa turbo New CRETA mengandalkan mesin Smartstream 1.5 Turbo GDi dengan Dual Clutch Transmission dan Drive Mode yang dapat menyesuaikan gaya berkendara yang kamu inginkan. Pastikan kamu dan visumu tak terhentikan.

## No boundaries can stop you with bold design.

Desain progresif dengan lekukan garis lebih tegas menjadikan New CRETA semakin mencuri perhatian. Dilengkapi tampilan yang *bold* dan *sporty*, menjadi SUV yang cocok untuk gaya hidup urban. Desain baru ini, dirancang untuk kamu makin percaya diri taklukkan tantangan di depan.



## No borders can stop you with Bluelink connectivity.

Teknologi Bluelink dalam New CRETA memberikan kamu akses tak terbatas ke mobilmu kapan pun, di mana pun. Memudahkan untuk mengakses informasi penting tentang kendaraan.

# Equipment

| The new CRETA  | Active             | Trend                  | Style                  | Prime                  | N Line                 |
|--|--------------------|------------------------|------------------------|------------------------|------------------------|
| <b>Power and Handling</b>  |                    |                        |                        |                        |                        |
| Drive Mode Select (ECO/NORMAL/SPORT/SMART)   | -                  | -                      | •                      | •                      | •                      |
| Traction Mode Select (SNOW/MUD/SAND)   | -                  | -                      | •                      | •                      | •                      |
| <b>Exterior Features</b>   |                    |                        |                        |                        |                        |
| Headlamps  | • Halogen          | • LED MFR              | • LED MFR              | • LED MFR              | • LED MFR              |
| LED Daytime Running Light (DRL)  | -                  | •                      | •                      | •                      | •                      |
| Sequential turn signal   | -                  | -                      | -                      | •                      | •                      |
| Panoramic sunroof  | -                  | -                      | -                      | •                      | •                      |
| Alloy wheel type   | • silver (1-tone)  | • diamond cut (2-tone) | • diamond cut (2-tone) | • diamond cut (2-tone) | -                      |
| N-Line accessories comprising of:<br>- N-Line 18in diamond cut wheels with N logo<br>- N-Line red brake calipers<br>- N-Line front & rear Bumpers<br>- N-Line emblems<br>- Dual tip muffler<br>- N-Line sporty 3-spoke leather steering wheel<br>- N-Line leather gear shift knob<br>- Black paddle shifters<br>- N logo on front seats<br>- Red stitchings and piping on steering wheel and seats<br>- Black Headlining | -                  | -                      | -                      | -                      | •                      |
| <b>Interior Features</b>   |                    |                        |                        |                        |                        |
| LCD Cluster  | • 4,2" Supervision | • 4,2" Supervision     | • 10,25" Integrated    | • 10,25" Integrated    | • 10,25" Integrated    |
| Seats  | • cloth            | • leather              | • leather              | • leather              | • leather              |
| Ambient mood lighting  | -                  | -                      | • (Orange)             | • (Orange)             | • (Red)                |
| <b>Comfort and Convenience</b>   |                    |                        |                        |                        |                        |
| Full Automatic Temperature Control (FATC) - with auto ventilation  | -                  | •                      | •                      | •                      | •                      |
| Power adjustable driver seat (8-way)   | -                  | -                      | -                      | -                      | •                      |
| Front row ventilated seats   | -                  | -                      | •                      | •                      | •                      |
| Power tailgate   | -                  | -                      | -                      | -                      | •                      |
| <b>Infotainment and Connectivity</b>   |                    |                        |                        |                        |                        |
| Infotainment system with AM/FM radio, Bluetooth® connection and smartphone connectivity  | • 8" touch display | • 8" touch display     | • 10,25" touch display | • 10,25" touch display | • 10,25" touch display |
| Bluelink™ connected car services   | -                  | •                      | •                      | •                      | •                      |
| Built-in satellite navigation  | -                  | -                      | •                      | •                      | •                      |
| Front & rear USB-C charging port   | •                  | •                      | •                      | •                      | •                      |
| Sound system   | • 4-speaker        | • 6-speaker            | -                      | -                      | -                      |
| BOSE® Premium sound system   | -                  | -                      | • 8-speaker            | • 8-speaker            | • 8-speaker            |
| <b>Advanced Safety</b>   |                    |                        |                        |                        |                        |
| Electronic Stability Control (ESC)   | •                  | •                      | •                      | •                      | •                      |
| Hill-Start Assist Control (HAC)  | •                  | •                      | •                      | •                      | •                      |
| Vehicle Stability Management (VSM)   | •                  | •                      | •                      | •                      | •                      |
| Driver and front passenger airbags   | •                  | •                      | •                      | •                      | •                      |
| Front side (thorax) and curtain airbags  | -                  | -                      | •                      | •                      | •                      |
| Tire Pressure Monitoring System (TPMS)   | •                  | •                      | •                      | •                      | •                      |
| <b>SmartSense</b>  |                    |                        |                        |                        |                        |
| Blind-spot Collision-avoidance Assist (BCA)  | -                  | -                      | -                      | •                      | •                      |
| Blind-spot View Monitor (BVM)  | -                  | -                      | -                      | -                      | •                      |
| Forward Collision-avoidance Assist (FCA) with Junction Turn  | -                  | -                      | -                      | •                      | •                      |
| Lane Following Assist (LFA)  | -                  | -                      | -                      | •                      | •                      |
| Lane Keeping Assist (LKA)  | -                  | -                      | -                      | •                      | •                      |
| Rear Cross-Traffic Collision-Avoidance Assist (RCCA)   | -                  | -                      | -                      | •                      | •                      |
| Smart Cruise Control (SCC) with Stop & Go  | -                  | -                      | -                      | •                      | •                      |
| Surround View Monitor (SVM)  | -                  | -                      | -                      | -                      | •                      |

# Specification

| The new CRETA             | Active   | Trend          | Style                | Prime                  | N Line                                       | N Line Turbo |
|---------------------------|--|----------------|----------------------|------------------------|--|--------------|
| <b>Engine</b>             |  |                |                      |                        |  |              |
| Cylinder capacity         | cc   | 1497           |                      |                        | 1482   |              |
| Cylinder layout           | In-line 4  |                |                      |                        |  |              |
| Intake system             | Variable Intake System (VIS)   |                |                      |                        | Turbocharger                                 |              |
| Maximum power             | PS/rpm   | 115/6300       |                      |                        | 160/5500                                     |              |
| Maximum torque            | Nm/rpm   | 143.8/4500     |                      |                        | 253/1500 - 3500                              |              |
| Fuel system               | MPI (Multi Point Injection)  |                |                      |                        | GDI (Gasoline Direct Injection)              |              |
| <b>Transmission</b>       |  |                |                      |                        |  |              |
| Type                      |  | 6-speed manual | 6-speed manual / iVT | iVT                    |  | 7-speed DCT  |
| <b>Steering</b>           |  |                |                      |                        |  |              |
| Type                      | Column - Motor Driven Power Steering (C-MDPS)                                |                |                      |                        |  |              |
| Minimum turning radius    | m  | 5.4            |                      |                        |  |              |
| <b>Suspension</b>         |  |                |                      |                        |  |              |
| Front / Rear              | MacPherson Strut / Coupled Torsion Beam Axle (CTBA)                          |                |                      |                        |  |              |
| <b>Brakes</b>             |  |                |                      |                        |  |              |
| General                   | Dual-diagonal, split-circuit, power-assisted braking system with ABS and ESC |                |                      |                        |  |              |
| Front brake type          | 15" ventilated disc, floating-caliper brakes                                 |                |                      |                        | 16" ventilated disc, floating-caliper brakes |              |
| Rear brake type           | 14" solid disc   |                |                      |                        |  |              |
| Parking brake             | Electronic Parking Brake (EPB) with auto hold                                |                |                      |                        |  |              |
| <b>Wheels &amp; Tires</b> |  |                |                      |                        |  |              |
| Wheel dimensions          | 6.5J x 17" alloy wheel   |                |                      | 6.5J x 18" alloy wheel |  |              |
| Tire size                 | 215/60R17 96H  |                |                      | 215/55R18 95H          |  |              |
| <b>Cargo Capacity</b>     |  |                |                      |                        |  |              |
| Cargo area - VDA          | minimum / maximum, L   | 433/1401       |                      |                        |  |              |

- Warna pada brosur mungkin sedikit berbeda dari aslinya karena keterbatasan pada saat proses cetak.
- Tampilan kendaraan dapat berbeda di setiap negara, silakan hubungi dealer Hyundai terdekat.
- Data di atas adalah hasil tes internal dan bisa berubah setelah validasi.
- PT Hyundai Motors Indonesia berhak mengubah spesifikasi dan kelengkapan tanpa pemberitahuan terlebih dahulu.

**3+1 TAHUN**

**100.000 km**

Garansi kendaraan

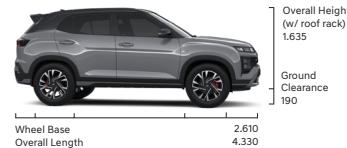
**3+1 TAHUN**

**60.000 km**

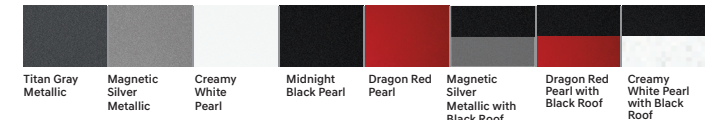
Gratis Servis Berkala

Garansi kendaraan 4 tahun/100.000 km, mana yang tercapai terlebih dahulu.


Gratis jasa dan suku cadang servis berkala 4 tahun /60.000 km, mana yang tercapai terlebih dahulu.



## New CRETA



## New CRETA N Line



## Hyundai Hadir Untukmu

Hyundai memberikan ketenangan berkendara bagi Anda sekeluarga dengan berbagai layanan purna jual yang mudah dan nyaman.

Dealer stamp

**Jaringan dealer resmi Hyundai tersebar di 133 lokasi\* di seluruh Indonesia untuk memenuhi kebutuhanmu.**

\* Data per Januari 2025. Silakan kunjungi [www.hyundai.com](http://www.hyundai.com) untuk informasi lebih detail lokasi dealer kami.

### Hyundai Motors Indonesia

[www.hyundai.com](http://www.hyundai.com)

Copyright © 2025 Hyundai Motor Company. All Rights Reserved.

Hyundai Motors Indonesia @hyundaimotorindonesia

Hyundai Motors Indonesia @hyundaimotorid

@hyundaimotorindonesia

Hyundai Call Center: 0 800 1 878 878 (24 jam & bebas pulsa)